


Lab Safety

Mrs. King's Science Class



Safety Contracts

- You and your parent/guardian must read and sign the **safety** contract in order to participate in lab activities.
- Pass safety quiz



Safety Equipment

- Fire Extinguisher
- Emergency shut down
- Fire safety blanket
- Eye wash station
- Broken glass disposal
- Safety Shower



- Fire Exit
- Evacuation Route
- Fire Alarm
- Hood
- Exhaust
- Safety goggles & aprons



Personal Protective Equipment (PPE)

- Know what PPE is appropriate for the work you are doing
 - Gloves
 - Aprons, lab coats
 - Eye protection
 - Safety shoes
 - Hair ties

Routes of Exposure


- Inhalation
- Ingestion
- Skin Absorption
- Injection





Proper Dress for Lab


- Avoid Accidents by:
 - Tying back long hair
 - Removing dangling jewelry
 - Rolling up long sleeves
 - Securing baggy clothing
 - Closed shoes (foot must be totally covered)

Safety Rules

- Comply with emergency evacuation procedures
- Keep isles clear at all times
- NO Eating & drinking 
- Report all accidents immediately to teacher
- No horse-play
- Keep work area neat and clean – stools under table when not in use
- Dispose of trash and lab waste properly

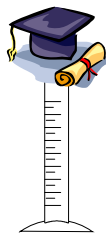
- Keep hands away from eyes, mouth and body while using chemicals. 

- Wash your hands with soap and water after all lab activities. 

- NEVER touch, taste or smell any lab chemicals. 

And...

- Do not touch equipment, chemicals or other materials until you are instructed to do so (*very important*)
- Stay at your lab station
 - **No wandering** from station to station
 - This is how accidents happen!
- Stay focused and follow protocol



Practice
SAFE
Science