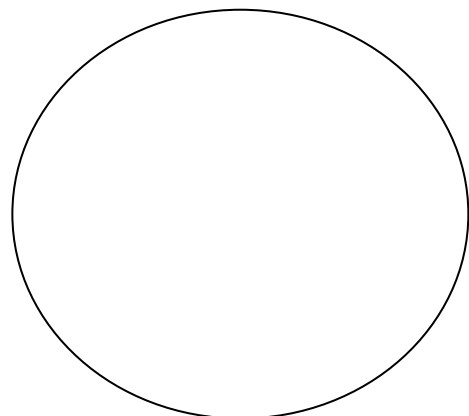
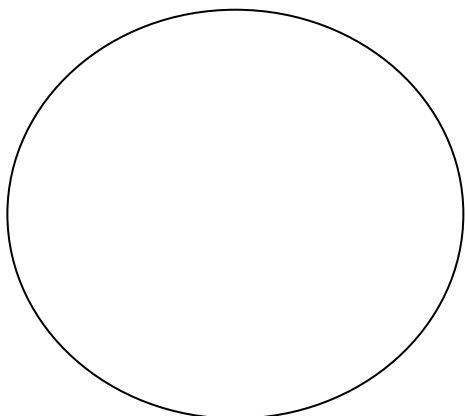
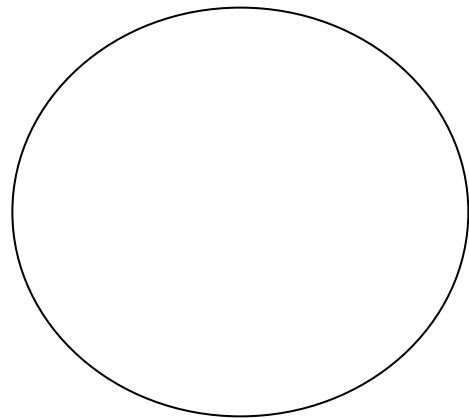
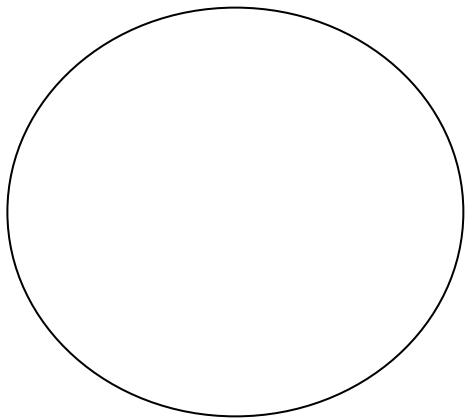
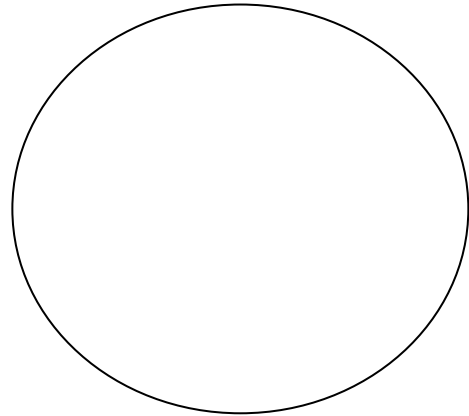
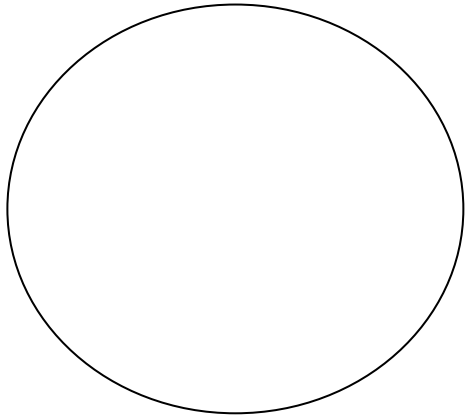


Name _____ Period ____ Date _____

1. Draw the field of view (FOV) of 6 different prepared slides and label them properly. Neatness counts!



2. Microscope Optics and Power of Magnification

Calculate the power of magnification correctly and enter your answer in the table below.

Eyepiece	Objective Lens	Power of Magnification
	4x	
	10x	
	40x	

3. Use the word bank below and neatly label the microscope.

Eyepiece
Body tube
Rotating nosepiece
Arm
Coarse adjustment knob
Light source
Fine adjustment knob
Objective lenses
Base
Diaphragm
Stage
Stage clips
Slide
On/off switch



4. State the process for making a wet mount slide.